

BLANKE CUBELINE

BLANKE CUBELINE is a sleek tile edge protector that complements modern tile and stone designs. Unlike traditional edge protectors, this profile features a symmetrical »cube« shape. Several finishes are available which allow the BLANKE CUBELINE to provide decorative design and contrast. In addition to its decorative properties, the BLANKE CUBELINE also provides a durable protective edge for tile and stone applications. The chemical resistant stainless steel version even can be used as stairnose.



BRASS CHROME-PLATED 8.0

Length: 8.0 feet Pack: 5 pcs.

h/in.	Part no.	\$/pc.
3/16	740-340-04525	184.78
5/32	740-340-07025	193.16
11/32	740-340-09025	202.47
7/16	740-340-11025	209.98
1/2	740-340-12525	218.30
17/32	740-340-14025	242.41

STAINLESS STEEL NATURAL 8.0

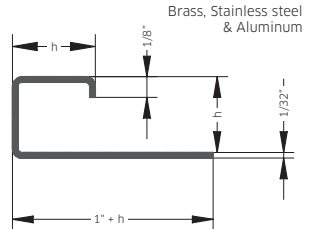
Length: 8.0 feet Pack: 5 pcs.

h/in.	Part no.	\$/pc.
3/16	740-280-04525	48.77
5/32	740-280-07025	50.18
11/32	740-280-09025	52.13
3/8	740-280-10025	53.93
7/16	740-280-11025	54.62
1/2	740-280-12525	56.01
17/32	740-280-14025	59.67

STAINLESS STEEL POLISHED 8.0

Length: 8.0 feet Pack: 5 pcs.

h/in.	Part no.	\$/pc.
3/16	740-286-04525	68.97
5/32	740-286-07025	74.77
11/32	740-286-09025	80.11
3/8	740-286-10025	81.58
7/16	740-286-11025	85.70
1/2	740-286-12525	92.68
17/32	740-286-14025	100.93



STAINLESS STEEL BRUSHED 8.0

Length: 8.0 feet Pack: 5 pcs.

h/in.	Part no.	\$/pc.
3/16	740-280B-04525	67.32
5/32	740-280B-07025	72.86
11/32	740-280B-09025	79.18
3/8	740-280B-10025	81.58
7/16	740-280B-11025	85.03
1/2	740-280B-12525	90.61
17/32	740-280B-14025	98.97

STAINLESS STEEL CROSS BRUSHED 8.0


Length: 8.0 feet Pack: 5 pcs.

h/in.	Part no.	\$/pc.
5/32	740-280K-07025	72.86
11/32	740-280K-09025	79.18
7/16	740-280K-11025	85.03

ALUMINUM SATIN SILVER, ANODIZED 8.0

Length: 8.0 feet Pack: 5 pcs.

h/in.	Part no.	\$/pc.
3/16	740-410-04525	15.97
5/32	740-410-07025	19.04
11/32	740-410-09025	20.47
7/16	740-410-11025	22.54
1/2	740-410-12525	24.70
17/32	740-410-14025	26.61



ALUMINUM SHINY SILVER, ANODIZED 8.0

Length: 8.0 feet Pack: 5 pcs.

h/in.	Part no.	\$/pc.
3/16	740-430-04525	22.14
5/32	740-430-07025	24.97
11/32	740-430-09025	28.37
7/16	740-430-11025	31.28
1/2	740-430-12525	36.65
17/32	740-430-14025	37.46

ALUMINUM STAINLESS STEEL METALLIC, POWDER-COATED 8.0

Length: 8.0 feet Pack: 5 pcs.

h/in.	Part no.	\$/pc.
3/16	740-4502-04525	29.96
5/32	740-4502-07025	33.80
11/32	740-4502-09025	38.41
7/16	740-4502-11025	41.77
1/2	740-4502-12525	46.52
17/32	740-4502-14025	49.93

ALUMINUM TITANIUM BRONZE, ANODIZED 8.0


Length: 8.0 feet Pack: 5 pcs.

h/in.	Part no.	\$/pc.
3/16	740-446-04525	20.35
5/32	740-446-07025	21.21
11/32	740-446-09025	22.07
7/16	740-446-11025	22.68
1/2	740-446-12525	25.28
17/32	740-446-14025	27.19



Expert's tip:

When ordering the Blanke CUBELINE profile please do not forget the corners!



ALUMINUM 8.0

WHITE, POWDER-COATED

Length: 8.0 feet Pack: 5 pcs.

h/in.	Part no.	\$/pc.
3/16	740-450-04525	29.96
5/32	740-450-07025	33.80
11/32	740-450-09025	38.41
7/16	740-450-11025	41.77
1/2	740-450-12525	46.52
17/32	740-450-14025	49.93

ALUMINUM 8.0

ROYAL CHAMPAGNE, ANODIZED

Length: 8.0 feet Pack: 5 pcs.

h/in.	Part no.	\$/pc.
3/16	740-470-04525	34.82
5/32	740-470-07025	38.99
11/32	740-470-09025	42.74
7/16	740-470-11025	46.48
1/2	740-470-12525	52.28
17/32	740-470-14025	56.67

ALUMINUM 8.0

JASMINE, POWDER-COATED

Length: 8.0 feet Pack: 5 pcs.

h/in.	Part no.	\$/pc.
11/32	740-4501-09025	38.41
7/16	740-4501-11025	41.77
1/2	740-4501-12525	46.52

ALUMINUM 8.0

SILVER, ANODIZED, CROSS BRUSHED

Length: 8.0 feet Pack: 5 pcs.

h/in.	Part no.	\$/pc.
3/16	740-430K-04525	52.23
5/32	740-430K-07025	54.18
11/32	740-430K-09025	56.12
7/16	740-430K-11025	62.92
1/2	740-430K-12525	66.33
17/32	740-430K-14025	69.47

ALUMINUM 8.0

MATTE BLACK, ANODIZED

Length: 8.0 feet Pack: 5 pcs.

h/in.	Part no.	\$/pc.
5/32	740-416-07025	22.85
11/32	740-416-09025	24.57
7/16	740-416-11025	27.06
1/2	740-416-12525	29.64

ALUMINUM 8.0

OIL RUBBED BRONZE, ANODIZED

Length: 8.0 feet Pack: 5 pcs.

h/in.	Part no.	\$/pc.
5/32	740-449-07025	24.66
11/32	740-449-09025	26.20
7/16	740-449-11025	27.38
1/2	740-449-12525	29.96

ALUMINUM 8.0

BRUSHED NICKEL, ANODIZED

Length: 8.0 feet Pack: 5 pcs.

h/in.	Part no.	\$/pc.
5/32	740-420B-07025	26.31
11/32	740-420B-09025	28.76
7/16	740-420B-11025	31.17
1/2	740-420B-12525	35.71
17/32	740-420B-14025	39.12

BLANKE CUBELINE, CORNER PIECE (INNER AND OUTER CORNER)

BRASS
CHROME-PLATED

Pack: 1 pc.

h/in.	Part no.	\$/pc.
3/16	741-340-045	20.44
5/32	741-340-070	21.63
1/32	741-340-090	24.04
7/16	741-340-110	27.25
1/2	741-340-125	27.98
17/32	741-340-140	30.73

STAINLESS STEEL
NATURAL

Pack: 1 pc.

h/in.	Part no.	\$/pc.
3/16	741-280-045	33.96
5/32	741-280-070	35.98
1/32	741-280-090	39.96
3/8	741-280-100	42.96
7/16	741-280-110	45.33
1/2	741-280-125	46.52
17/32	741-280-140	51.08

STAINLESS STEEL
BRUSHED

Pack: 1 pc.

h/in.	Part no.	\$/pc.
3/16	741-280B-045	42.79
5/32	741-280B-070	45.31
1/32	741-280B-090	50.34
3/8	741-280B-100	52.94
7/16	741-280B-110	54.38
1/2	741-280B-125	56.66
17/32	741-280B-140	62.82

**Expert's tip:**

When ordering the Blanke CUBELINE profile please do not forget the corners!

STAINLESS STEEL
POLISHED

Pack: 1 pc.

h/in.	Part no.	\$/pc.
3/16	741-286-045	42.79
5/32	741-286-070	45.31
1/32	741-286-090	50.34
3/8	741-286-100	52.44
7/16	741-286-110	54.38
1/2	741-286-125	55.72
17/32	741-286-140	63.20

STAINLESS STEEL
CROSS BRUSHED

Pack: 1 pc.

h/in.	Part no.	\$/pc.
5/32	741-280K-070	45.31
1/32	741-280K-090	50.34
7/16	741-280K-110	54.38

ALUMINUM
SATIN SILVER

Pack: 1 pc.

h/in.	Part no.	\$/pc.
3/16	741-410AL-045	19.97
5/32	741-410AL-070	19.97
1/32	741-410AL-090	19.97
7/16	741-410AL-110	19.97
1/2	741-410AL-125	19.97
17/32	741-410AL-140	19.97

**ALUMINUM LOOK**
SATIN SILVER

Pack: 1 pc.

h/in.	Part no.	\$/pc.
3/16	741-410-045	9.04
5/32	741-410-070	9.04
1/32	741-410-090	9.04
7/16	741-410-110	9.04
1/2	741-410-125	9.04
17/32	741-410-140	9.04

ALUMINUM LOOK
SHINY SILVER

Pack: 1 pc.

h/in.	Part no.	\$/pc.
3/16	741-430-045	10.80
5/32	741-430-070	10.80
1/32	741-430-090	10.80
7/16	741-430-110	10.80
1/2	741-430-125	10.80
17/32	741-430-140	10.80

ALUMINUM LOOK
STAINLESS STEEL METALLIC,
POWDER-COATED

Pack: 1 pc.

h/in.	Part no.	\$/pc.
3/16	741-4502-045	9.04
5/32	741-4502-070	9.04
1/32	741-4502-090	9.04
7/16	741-4502-110	9.04
1/2	741-4502-125	9.04
17/32	741-4502-140	9.04

ALUMINUM
SILVER, ANODIZED, CROSS BRUSHED

Pack: 1 pc.

h/in.	Part no.	\$/pc.
3/16	741-430K-045	18.22
5/32	741-430K-070	18.22
1/32	741-430K-090	18.22
7/16	741-430K-110	18.22
1/2	741-430K-125	18.22
17/32	741-430K-140	18.22

ALUMINUM LOOK
JASMINE, POWDER-COATED

Pack: 1 pc.

h/in.	Part no.	\$/pc.
1/32	741-4501-090	10.80
7/16	741-4501-110	10.80
1/2	741-4501-125	10.80

ALUMINUM LOOK
WHITE, POWDER-COATED

Pack: 1 pc.

h/in.	Part no.	\$/pc.
3/16	741-450-045	10.80
5/32	741-450-070	10.80
1/32	741-450-090	10.80
7/16	741-450-110	10.80
1/2	741-450-125	10.80
17/32	741-450-140	10.80



Expert's tip:

When ordering the Blanke CUBELINE profile please do not forget the corners!



ALUMINUM
MATTE BLACK, ANODIZED

Pack: 1 pc.

h/in.	Part no.	\$/pc.
3/32	741-416-070	14.82
1/32	741-416-090	14.82
7/16	741-416-110	14.82
1/2	741-416-125	14.82

ALUMINUM LOOK
ROYAL CHAMPAGNE, ANODIZED

Pack: 1 pc.

h/in.	Part no.	\$/pc.
3/16	741-470-045	11.40
3/32	741-470-070	11.40
1/32	741-470-090	11.40
7/16	741-470-110	11.40
1/2	741-470-125	11.40
17/32	741-470-140	11.40

ALUMINUM
TITANIUM BRONZE, ANODIZED

Pack: 1 pc.

h/in.	Part no.	\$/pc.
3/16	741-446-045	14.11
3/32	741-446-070	14.11
1/32	741-446-090	14.11
7/16	741-446-110	14.11
1/2	741-446-125	14.11
17/32	741-446-140	14.11

ALUMINUM
OIL RUBBED BRONZE, ANODIZED

Pack: 1 pc.

h/in.	Part no.	\$/pc.
3/32	741-449-070	21.76
1/32	741-449-090	21.76
7/16	741-449-110	21.76
1/2	741-449-125	21.76

ALUMINUM LOOK
BRUSHED NICKEL, ANODIZED

Pack: 1 pc.

h/in.	Part no.	\$/pc.
3/32	741-420B-070	13.79
1/32	741-420B-090	13.79
7/16	741-420B-110	13.79
1/2	741-420B-125	13.79
17/32	741-420B-140	13.79

STAINLESS STEEL LOOK
NATURAL

Pack: 1 pc.

h/in.	Part no.	\$/pc.
3/16	741-9280-045	4.53
3/32	741-9280-070	4.53
1/32	741-9280-090	4.53
3/8	741-9280-100	4.53
7/16	741-9280-110	4.53
1/2	741-9280-125	4.53
17/32	741-9280-140	4.53

STAINLESS STEEL LOOK
BRUSHED

Pack: 1 pc.

h/in.	Part no.	\$/pc.
3/16	741-928B-045	6.37
3/32	741-928B-070	6.37
1/32	741-928B-090	6.37
3/8	741-928B-100	6.37
7/16	741-928B-110	6.37
1/2	741-928B-125	6.37
17/32	741-928B-140	6.37

STAINLESS STEEL LOOK
POLISHED

Pack: 1 pc.

h/in.	Part no.	\$/pc.
3/16	741-9286-045	6.37
3/32	741-9286-070	6.37
1/32	741-9286-090	6.37
3/8	741-9286-100	6.37
7/16	741-9286-110	6.37
1/2	741-9286-125	6.37
17/32	741-9286-140	6.37