

# BLANKE CUBELINE

BLANKE CUBELINE is a sleek tile edge protector that complements modern tile and stone designs. Unlike traditional edge protectors, this profile features a symmetrical »cube« shape. Several finishes are available which allow the BLANKE CUBELINE to provide decorative design and contrast. In addition to its decorative properties, the BLANKE CUBELINE also provides a durable protective edge for tile and stone applications. The chemical resistant stainless steel version even can be used as stairnose.



## BRASS CHROME-PLATED 8.0

Length: 8.0 feet Pack: 5 pcs.

h/in.	Part no.	\$/pc.
3/16	740-340-04525	180.27
5/32	740-340-07025	188.45
11/32	740-340-09025	197.53
7/16	740-340-11025	204.86
1/2	740-340-12525	212.98
17/32	740-340-14025	236.50

## STAINLESS STEEL NATURAL 8.0

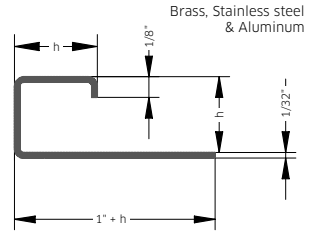
Length: 8.0 feet Pack: 5 pcs.

h/in.	Part no.	\$/pc.
3/16	740-280-04525	47.58
5/32	740-280-07025	48.96
11/32	740-280-09025	50.86
3/8	740-280-10025	52.61
7/16	740-280-11025	53.29
1/2	740-280-12525	54.64
17/32	740-280-14025	58.21

## STAINLESS STEEL POLISHED 8.0

Length: 8.0 feet Pack: 5 pcs.

h/in.	Part no.	\$/pc.
3/16	740-286-04525	67.29
5/32	740-286-07025	72.95
11/32	740-286-09025	78.16
3/8	740-286-10025	79.59
7/16	740-286-11025	83.61
1/2	740-286-12525	90.42
17/32	740-286-14025	98.47



## STAINLESS STEEL BRUSHED 8.0

Length: 8.0 feet Pack: 5 pcs.

h/in.	Part no.	\$/pc.
3/16	740-280B-04525	65.68
5/32	740-280B-07025	71.08
11/32	740-280B-09025	77.25
3/8	740-280B-10025	79.59
7/16	740-280B-11025	82.96
1/2	740-280B-12525	88.40
17/32	740-280B-14025	96.56

## STAINLESS STEEL CROSS BRUSHED 8.0

Length: 8.0 feet Pack: 5 pcs.

h/in.	Part no.	\$/pc.
5/32	740-280K-07025	71.08
11/32	740-280K-09025	77.25
7/16	740-280K-11025	82.96

## ALUMINUM SATIN SILVER, ANODIZED 8.0

Length: 8.0 feet Pack: 5 pcs.

h/in.	Part no.	\$/pc.
3/16	740-410-04525	15.58
5/32	740-410-07025	18.58
11/32	740-410-09025	19.97
7/16	740-410-11025	21.99
1/2	740-410-12525	24.10
17/32	740-410-14025	25.96



## ALUMINUM SHINY SILVER, ANODIZED 8.0

Length: 8.0 feet Pack: 5 pcs.

h/in.	Part no.	\$/pc.
3/16	740-430-04525	21.60
5/32	740-430-07025	24.36
11/32	740-430-09025	27.68
7/16	740-430-11025	30.52
1/2	740-430-12525	35.76
17/32	740-430-14025	36.55

## ALUMINUM STAINLESS STEEL METALLIC, POWDER-COATED 8.0

Length: 8.0 feet Pack: 5 pcs.

h/in.	Part no.	\$/pc.
3/16	740-4502-04525	29.23
5/32	740-4502-07025	32.98
11/32	740-4502-09025	37.47
7/16	740-4502-11025	40.75
1/2	740-4502-12525	45.39
17/32	740-4502-14025	48.71

## ALUMINUM TITANIUM BRONZE, ANODIZED 8.0


Length: 8.0 feet Pack: 5 pcs.

h/in.	Part no.	\$/pc.
3/16	740-446-04525	19.85
5/32	740-446-07025	20.69
11/32	740-446-09025	21.53
7/16	740-446-11025	22.13
1/2	740-446-12525	24.66
17/32	740-446-14025	26.53



**Expert's tip:**

When ordering the Blanke CUBELINE profile please do not forget the corners!



ALUMINUM 8.0		
WHITE, POWDER-COATED		
Length: 8.0 feet		Pack: 5 pcs.
h/in.	Part no.	\$/pc.
3/16	740-450-04525	29.23
5/32	740-450-07025	32.98
11/32	740-450-09025	37.47
7/16	740-450-11025	40.75
1/2	740-450-12525	45.39
17/32	740-450-14025	48.71

ALUMINUM 8.0		
ROYAL CHAMPAGNE, ANODIZED		
Length: 8.0 feet		Pack: 5 pcs.
h/in.	Part no.	\$/pc.
3/16	740-470-04525	33.97
5/32	740-470-07025	38.04
11/32	740-470-09025	41.70
7/16	740-470-11025	45.35
1/2	740-470-12525	51.00
17/32	740-470-14025	55.29

ALUMINUM 8.0		
JASMINE, POWDER-COATED		
Length: 8.0 feet		Pack: 5 pcs.
h/in.	Part no.	\$/pc.
11/32	740-4501-09025	37.47
7/16	740-4501-11025	40.75
1/2	740-4501-12525	45.39

ALUMINUM 8.0		
SILVER, ANODIZED, CROSS BRUSHED		
Length: 8.0 feet		Pack: 5 pcs.
h/in.	Part no.	\$/pc.
3/16	740-430K-04525	50.96
5/32	740-430K-07025	52.86
11/32	740-430K-09025	54.75
7/16	740-430K-11025	61.39
1/2	740-430K-12525	64.71
17/32	740-430K-14025	67.78

ALUMINUM 8.0		
MATTE BLACK, ANODIZED		
Length: 8.0 feet		Pack: 5 pcs.
h/in.	Part no.	\$/pc.
5/32	740-416-07025	22.29
11/32	740-416-09025	23.97
7/16	740-416-11025	26.40
1/2	740-416-12525	28.92

ALUMINUM 8.0		
OIL RUBBED BRONZE, ANODIZED		
Length: 8.0 feet		Pack: 5 pcs.
h/in.	Part no.	\$/pc.
5/32	740-449-07025	24.06
11/32	740-449-09025	25.56
7/16	740-449-11025	26.71
1/2	740-449-12525	29.23

ALUMINUM 8.0		
BRUSHED NICKEL, ANODIZED		
Length: 8.0 feet		Pack: 5 pcs.
h/in.	Part no.	\$/pc.
5/32	740-420B-07025	25.67
11/32	740-420B-09025	28.06
7/16	740-420B-11025	30.41
1/2	740-420B-12525	34.84
17/32	740-420B-14025	38.17

## BLANKE CUBELINE, CORNER PIECE (INNER AND OUTER CORNER)

**BRASS**  
CHROME-PLATED

Pack: 1 pc.

h/in.	Part no.	\$/pc.
3/16	741-340-045	19.94
5/32	741-340-070	21.10
1/32	741-340-090	23.45
7/16	741-340-110	26.59
1/2	741-340-125	27.30
17/32	741-340-140	29.98

**STAINLESS STEEL**  
NATURAL

Pack: 1 pc.

h/in.	Part no.	\$/pc.
3/16	741-280-045	33.13
5/32	741-280-070	35.10
1/32	741-280-090	38.99
3/8	741-280-100	41.91
7/16	741-280-110	44.22
1/2	741-280-125	45.39
17/32	741-280-140	49.83

**STAINLESS STEEL**  
BRUSHED

Pack: 1 pc.

h/in.	Part no.	\$/pc.
3/16	741-280B-045	41.75
5/32	741-280B-070	44.20
1/32	741-280B-090	49.11
3/8	741-280B-100	51.65
7/16	741-280B-110	53.05
1/2	741-280B-125	55.28
17/32	741-280B-140	61.29

**STAINLESS STEEL**  
POLISHED

Pack: 1 pc.

h/in.	Part no.	\$/pc.
3/16	741-286-045	41.75
5/32	741-286-070	44.20
1/32	741-286-090	49.11
3/8	741-286-100	51.16
7/16	741-286-110	53.05
1/2	741-286-125	54.36
17/32	741-286-140	61.66

**STAINLESS STEEL**  
CROSS BRUSHED

Pack: 1 pc.

h/in.	Part no.	\$/pc.
5/32	741-280K-070	44.20
1/32	741-280K-090	49.11
7/16	741-280K-110	53.05

**ALUMINUM**  
SATIN SILVER

Pack: 1 pc.

h/in.	Part no.	\$/pc.
3/16	741-410AL-045	19.48
5/32	741-410AL-070	19.48
1/32	741-410AL-090	19.48
7/16	741-410AL-110	19.48
1/2	741-410AL-125	19.48
17/32	741-410AL-140	19.48

**ALUMINUM LOOK**  
SATIN SILVER

Pack: 1 pc.

h/in.	Part no.	\$/pc.
3/16	741-410-045	8.82
5/32	741-410-070	8.82
1/32	741-410-090	8.82
7/16	741-410-110	8.82
1/2	741-410-125	8.82
17/32	741-410-140	8.82

**ALUMINUM LOOK**  
SHINY SILVER

Pack: 1 pc.

h/in.	Part no.	\$/pc.
3/16	741-430-045	10.54
5/32	741-430-070	10.54
1/32	741-430-090	10.54
7/16	741-430-110	10.54
1/2	741-430-125	10.54
17/32	741-430-140	10.54

**ALUMINUM LOOK**  
STAINLESS STEEL METALLIC,  
POWDER-COATED

Pack: 1 pc.

h/in.	Part no.	\$/pc.
3/16	741-4502-045	8.82
5/32	741-4502-070	8.82
1/32	741-4502-090	8.82
7/16	741-4502-110	8.82
1/2	741-4502-125	8.82
17/32	741-4502-140	8.82

**ALUMINUM**  
SILVER, ANODIZED, CROSS BRUSHED

Pack: 1 pc.

h/in.	Part no.	\$/pc.
3/16	741-430K-045	17.78
5/32	741-430K-070	17.78
1/32	741-430K-090	17.78
7/16	741-430K-110	17.78
1/2	741-430K-125	17.78
17/32	741-430K-140	17.78

**ALUMINUM LOOK**  
JASMINE, POWDER-COATED

Pack: 1 pc.

h/in.	Part no.	\$/pc.
1/32	741-4501-090	10.54
7/16	741-4501-110	10.54
1/2	741-4501-125	10.54

**ALUMINUM LOOK**  
WHITE, POWDER-COATED

Pack: 1 pc.

h/in.	Part no.	\$/pc.
3/16	741-450-045	10.54
5/32	741-450-070	10.54
1/32	741-450-090	10.54
7/16	741-450-110	10.54
1/2	741-450-125	10.54
17/32	741-450-140	10.54

**Expert's tip:**


When ordering the Blanke CUBELINE profile please do not forget the corners!





**Expert's tip:**

When ordering the Blanke CUBELINE profile please do not forget the corners!



**ALUMINUM**  
MATTE BLACK, ANODIZED

Pack: 1 pc.

h/in.	Part no.	\$/pc.
3/32	741-416-070	14.46
1/32	741-416-090	14.46
7/16	741-416-110	14.46
1/2	741-416-125	14.46

**ALUMINUM LOOK**  
ROYAL CHAMPAGNE, ANODIZED

Pack: 1 pc.

h/in.	Part no.	\$/pc.
3/16	741-470-045	11.12
3/32	741-470-070	11.12
1/32	741-470-090	11.12
7/16	741-470-110	11.12
1/2	741-470-125	11.12
17/32	741-470-140	11.12

**ALUMINUM**  
TITANIUM BRONZE, ANODIZED

Pack: 1 pc.

h/in.	Part no.	\$/pc.
3/16	741-446-045	13.77
3/32	741-446-070	13.77
1/32	741-446-090	13.77
7/16	741-446-110	13.77
1/2	741-446-125	13.77
17/32	741-446-140	13.77

**ALUMINUM**  
OIL RUBBED BRONZE, ANODIZED

Pack: 1 pc.

h/in.	Part no.	\$/pc.
3/32	741-449-070	21.23
1/32	741-449-090	21.23
7/16	741-449-110	21.23
1/2	741-449-125	21.23

**ALUMINUM LOOK**  
BRUSHED NICKEL, ANODIZED

Pack: 1 pc.

h/in.	Part no.	\$/pc.
3/32	741-420B-070	13.45
1/32	741-420B-090	13.45
7/16	741-420B-110	13.45
1/2	741-420B-125	13.45
17/32	741-420B-140	13.45

**STAINLESS STEEL LOOK**  
NATURAL

Pack: 1 pc.

h/in.	Part no.	\$/pc.
3/16	741-9280-045	4.42
3/32	741-9280-070	4.42
1/32	741-9280-090	4.42
3/8	741-9280-100	4.42
7/16	741-9280-110	4.42
1/2	741-9280-125	4.42
17/32	741-9280-140	4.42

**STAINLESS STEEL LOOK**  
BRUSHED

Pack: 1 pc.

h/in.	Part no.	\$/pc.
3/16	741-928B-045	6.21
3/32	741-928B-070	6.21
1/32	741-928B-090	6.21
3/8	741-928B-100	6.21
7/16	741-928B-110	6.21
1/2	741-928B-125	6.21
17/32	741-928B-140	6.21

**STAINLESS STEEL LOOK**  
POLISHED

Pack: 1 pc.

h/in.	Part no.	\$/pc.
3/16	741-9286-045	6.21
3/32	741-9286-070	6.21
1/32	741-9286-090	6.21
3/8	741-9286-100	6.21
7/16	741-9286-110	6.21
1/2	741-9286-125	6.21
17/32	741-9286-140	6.21